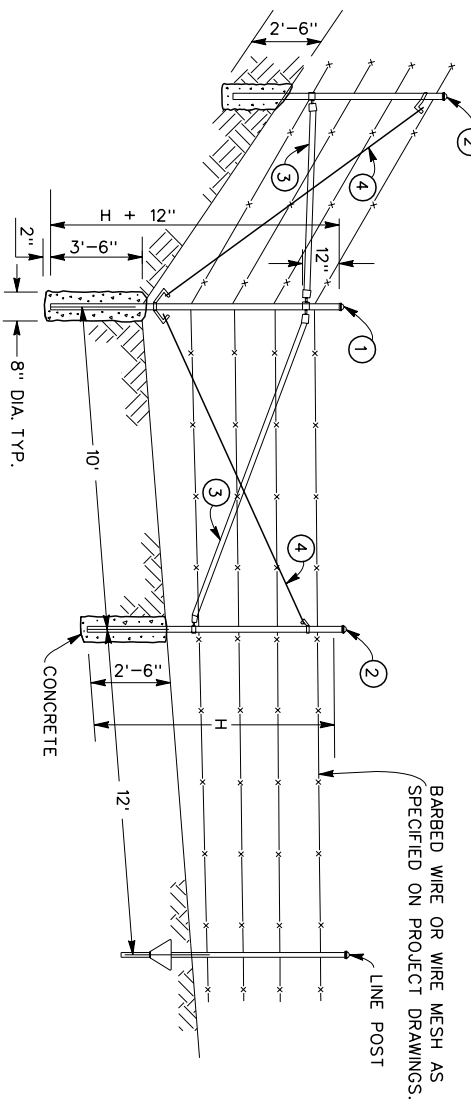
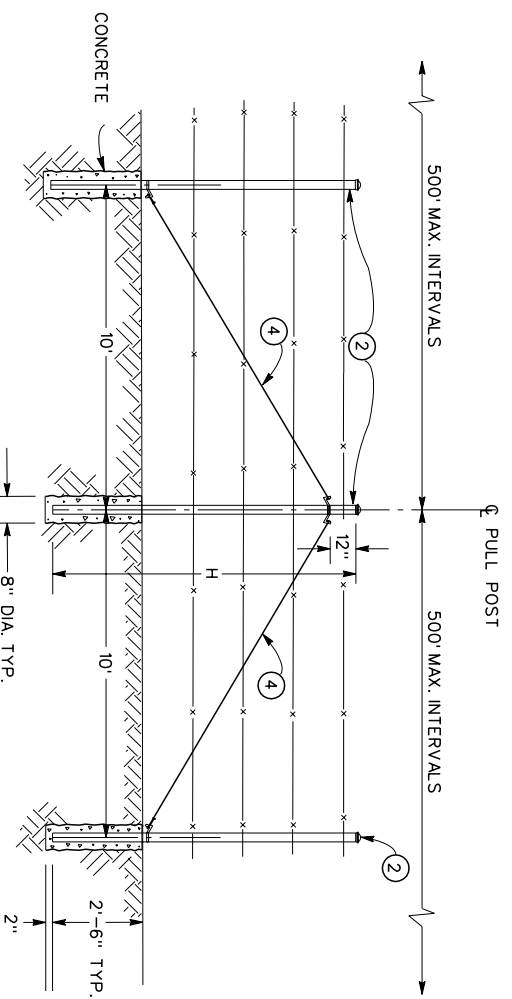


LINE POSTS
NO SCALE



END OR CORNER POST ASSEMBLY

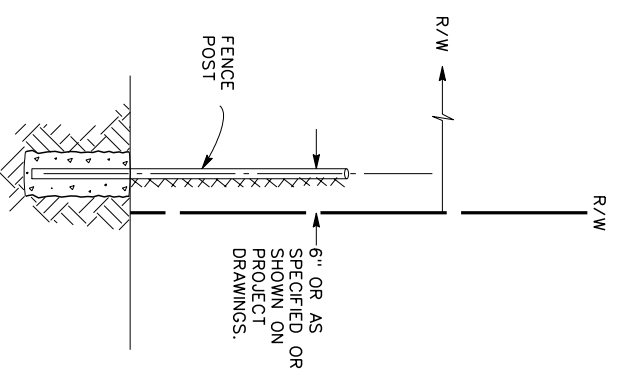


PULL POST ASSEMBLY
NO SCALE

BARBED WIRE FENCE DIMENSIONS

NUMBER OF WIRE STRANDS	3	4	5
H	6'-6"	7'-0"	7'-0"
S	12"	12"	10"
D	15"	15"	12"

- ① ROUND METAL POST, 2.875" O.D.
- ② ROUND METAL POST, 2.375" O.D.
- ③ ROUND METAL BRACE, 1.660" O.D.
- ④ 3/8" TENSION ROD WITH TENSION ADJUSTMENT.



FENCE LOCATION
NO SCALE

SUPERCEDES DRAWING OF SAME No. DATED MAR. 31, 1982

NOTES:

1. SEE PROJECT DRAWINGS FOR NUMBER OF STRANDS OF BARBED WIRE OR WIDTH OF WIRE MESH.
2. BARBED WIRE SHALL BE 4-POINT ROUND BARBS, SPACED APPROXIMATELY 5-INCHES APART, AND WOUND ON TWO STRANDS OF WIRE. WIRE SIZE SHALL BE NO. 12-1/2-GAGE WIRE STRANDS AND NO. 14-GAGE BARBS. BARBED WIRE SHALL CONFORM TO ASTM A121, CLASS 1.
3. WIRE MESH SHALL BE FABRIC CONFORMING TO ASTM A121, CLASS 1. IT SHALL HAVE VERTICAL STAYS SPACED APART AS NOTED ON THE DRAWINGS. THE TOP AND BOTTOM WIRES SHALL BE 10-GAGE AND THE INTERMEDIATE WIRES AND VERTICAL STAYS SHALL BE 12-1/2-GAGE.
4. LINE POSTS SHALL BE 1 3/8" x 1 3/8" x 1/8" TEE SHAPED STEEL POSTS, AND SHALL BE PROVIDED WITH A TAPERED ANCHOR PLATE SECURELY ATTACHED THERETO AT APPROXIMATELY 22 TO 26 INCHES FROM THE BOTTOM OF THE POST, UNLESS OTHERWISE SPECIFIED. THE ANCHOR PLATE SHALL HAVE A MINIMUM AREA OF 20 SQUARE INCHES AND SHALL BE CUT FROM NOT LESS THAN 8-GAGE METAL. THE LINE POST AND ANCHOR PLATE SHALL BE PAINTED GREEN.
5. FENCING MATERIAL FOR THE END, CORNER, AND PULL POST ASSEMBLIES SHALL CONFORM TO SECTION 206-6 OF THE LATEST EDITION OF THE STANDARD SPECIFICATIONS FOR PUBLIC WORKS CONSTRUCTION.
6. LINE POSTS SHALL BE DRIVEN INTO THE GROUND. END, CORNER AND PULL POST ASSEMBLIES SHALL BE SET IN CONCRETE AND CURED FOR 7 DAYS BEFORE ERECTING BARBED WIRE STRANDS.
7. BARBED WIRE SHALL BE ERECTED IN THE FOLLOWING ORDER: TOP STRAND FIRST, BOTTOM STRAND SECOND, REMAINING STRANDS THIRD.
8. WIRE USED TO FASTEN BARBED WIRE AND WIRE MESH TO POSTS SHALL BE GALVANIZED AND 11-GAGE OR HEAVIER. CLIPS AND HOG RINGS SHALL BE 9-GAGE OR HEAVIER.
9. END OF CORNER POST ASSEMBLY SHALL BE INSTALLED WHERE A CHANGE IN FENCE DIRECTION IS GREATER THAN 15°.
10. LINE POSTS ON CURVES SHALL BE VERTICAL AFTER BARBED WIRE STRANDS ARE ERECTED & DRAWN TAUT. SPACING OF LINE POST SHALL BE ADJUSTED IN THE FIELD TO SUIT SOIL CONDITIONS AND CURVATURE OF THE FENCE. SPACING SHALL BE UNIFORM ON CURVES. MINIMUM SPACING SHALL BE 8 FEET AND MAXIMUM SPACING SHALL BE 12 FEET.
11. SPLICES FOR BARBED WIRE SHALL BE DOUBLE WESTERN UNION.
12. CONCRETE SHALL BE 4 SACK, 2000 PSI AT 28 DAYS.
13. ALL MATERIALS SHALL BE APPROVED BY THE ENGINEER PRIOR TO ERECTION.
14. ERECTION METHODS AND ALL SPLICES ARE SUBJECT TO APPROVAL BY THE ENGINEER.



RIVERSIDE COUNTY FLOOD CONTROL
AND
WATER CONSERVATION DISTRICT
APPROVED BY: *Warren D. Willams*
DATE: April 5, 2004
R.C.E. NO. 32336

WIRE
FENCE DETAILS
STANDARD DRAWING NUMBER M818